



Function

The purpose of safety thermostats is to maintain the water temperature in heating systems within set limits, and especially well under the critical point. The TS3050 safety thermostat is an encased liquid expansion thermostat with copper immersion probe.

This thermostat may function both as normally open and normally closed. The type of functioning is to be chosen during the electrical connection phase.

Technical data

Temperature range of adjustment:	10 ÷ 90 °C
Precision of calibration:	± 3 °C
Differential:	6 ± 1 K
Max. temperature of bulb:	150 °C
Contacts rating:	15(6)A/250V~ 50 Hz
Microswitch:	switchover snap switch with gold-plated AgCdO contacts
Degree of protection:	IP 40
Means of connection (external conductors):	screw-type terminals
Cables to be used for electrical connections:	T ≤ 90 °C cable H05 V2V2-F T > 90 °C cable N2GMH2G-J/0
Max. temperature of terminals for internal conductors:	130 °C
Temperature limit of the head:	-35 ÷ 85 °C
Insulation class:	I
Micro-disconnection:	1B
PTI of insulating materials:	PTI 175V
Installation method:	to be incorporated
Storage temperature:	-35 ÷ 120 °C
Electrical stress period of insulating parts:	long
Degree of pollution:	2
Nominal impulsive voltage:	2.5 KV
Heat and fire resistance category:	D

In compliance with

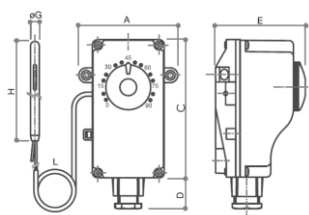
EN 60947-5-1

EN 60730-1

Dimensional Drawings

TS 3050

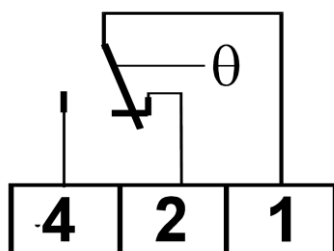
Safety thermostat with immersion liquid expansion remote probe.



Code	Size	A	B	C	D	E
69011250	-	40	-	70	10	43
Code	Size	F	G	H	L	M
69011250	-	-	6.5	73	1000	-

Electrical Connections

Connections



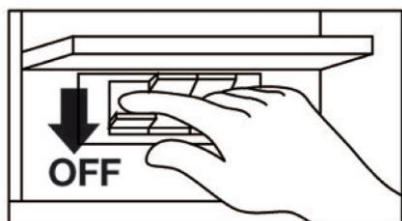
Terminal 1: phase;

Terminal 2: opens the circuit when the temperature increases

Terminal 4: closes the circuit when the temperature increases.

Generally, in heating systems the electric appliance is connected to terminals 1 and 2 of the thermostat.

Working Instructions



SAFETY INSTRUCTIONS

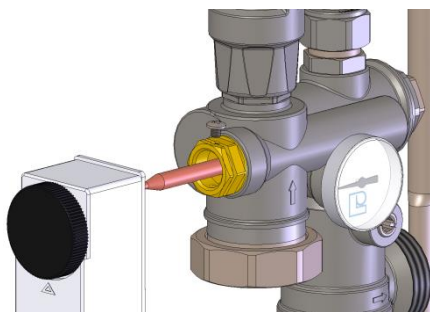
Before connecting the thermostat, make sure that the supply voltage to the LOAD to be controlled (boiler, pump, etc.) is NOT connected and that the voltage corresponds to the one indicated inside the device.

Furthermore, make sure that the load is compatible with the voltage of contacts.

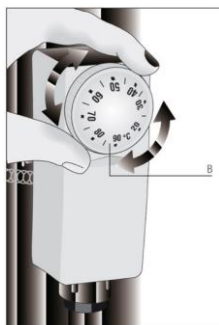
INSTALLATION

WARNING: the operations described below must be carried out only by qualified personnel or the installer, taking care to scrupulously respect the safety rules and the current provisions of the law.

- Open the lid of the product by removing first the adjustment knob and then the screw under it.
- Take the system's cables through the conduit and connect them to the terminals.
- Fasten the lid back onto the product by means of the screw and place the adjustment knob back.



- Fasten the thermostat inside its housing and tighten the locking screw.



TEMPERATURE SETTING

B = Temperature adjustment knob

Item Specifications

TS 3050

Encased adjustable thermostat with remote immersion probe. Range of adjustment 0÷90 °C Length of capillary 1m. Interruption contacts to increase temperature or switchover contacts; contacts rating 15(6) A/250 V 50 Hz; degree of protection IP40. Copper bulb. Max. temperature of body 85 °C; Max. temperature of bulb 150 °C. ISPESL approved.



Luxor S.p.A.

Sede amministrativa, stabilimento e uffici commerciali:

Administrative office, factory and commercial office:

Tel.: 030-9961161 – Fax: 030-9961165

info@luxor.it – www.luxor.it

via Madonnina, 94 – 25018 Montichiari - (BS) Italy

*Luxor si riserva il diritto di apportare miglioramenti e modifiche ai prodotti descritti ed ai relativi dati tecnici in qualsiasi momento e senza preavviso -
Luxor reserves the right to ameliorate and modify the above products and their technical data at any time and without notice*